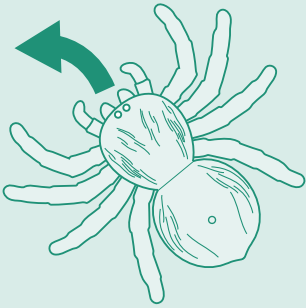


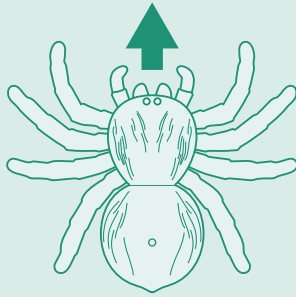
## FUNCTIONS



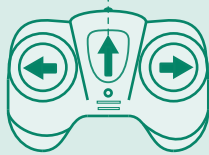
Turn Left



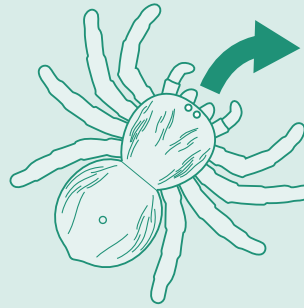
Press ← Button



Forward




Press ↑ Button



Turn Right



Press → Button



Backward & spin



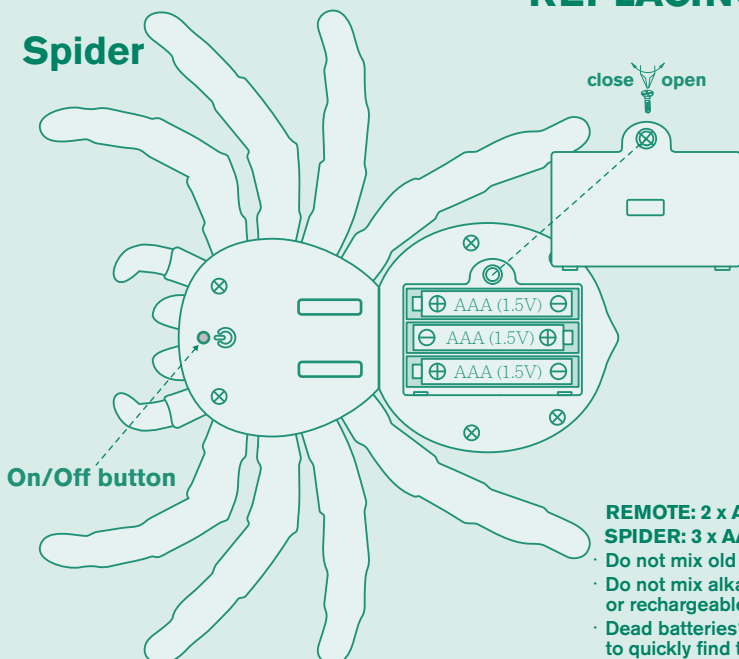
Press ← → buttons at the same time

- Press the On/Off button on the bottom of the spider to turn the toy on.
- Keep the remote pointed toward the spider while in use.
- The spider will automatically turn off after 2 minutes when not in use.
- Interference may occur when more than 2 IR spiders are used at the same time.
- Do not use IR spider and IR snake (sold separated) at the same time.
- Use spider only on a flat surface.
- Not suitable for use outdoors or on carpet and sand.
- Excessive dirt and/or water may cause the toy to malfunction.
- For best results, do not use the product in direct sunlight.



## REPLACING BATTERIES

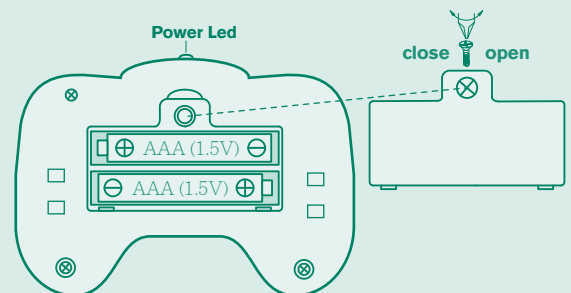
### Spider



On/Off button

close open

### Remote



Power Led

close open

**REMOTE: 2 x AAA (1.5V) BATTERIES INCLUDED**  
**SPIDER: 3 x AAA (1.5V) BATTERIES INCLUDED**

- Do not mix old and new batteries.
- Do not mix alkaline, standard(carbon-zinc), or rechargeable batteries.
- Dead batteries? Check out [earth911.com](http://earth911.com) to quickly find the recycling center nearest you.

**ATTENTION: When the module's functions lose performance, follow instructions carefully to install new batteries.**

**Please remove all packaging materials before giving to children.**

**Use Alkaline batteries for longer play time.**



## WARNING:

**CHOKING HAZARD - Small parts.**  
 Not for children under 3 years.

This device complies with Part 15 of the FCC Rules. Operation is subject to the following two conditions: (1) this device may not cause harmful interference, and (2) this device must accept any interference received, including interference that may cause undesired operation.

Caution: changes or modifications not expressly approved by the party responsible for compliance could void the user's authority to operate the equipment.

NOTE: This equipment has been tested and found to comply with the limits for a Class B digital device, pursuant to Part 15 of the FCC Rules. These limits are designed to provide reasonable protection against harmful interference in a residential installation. This equipment generates, uses and can radiate radio frequency energy and, if not installed and used in accordance with the instructions, may cause harmful interference to radio communications. However, there is no guarantee that interference will not occur in a particular installation. If this equipment does cause harmful interference to radio or television reception, which can be determined by turning the equipment off and on, the user is encouraged to try to correct the interference by one or more of the following measures:

- Reorient or relocate the receiving antenna.
- Increase the separation between the equipment and receiver.
- Connect the equipment into an outlet on a circuit different from that to which the receiver is connected.
- Consult the dealer or an experienced radio/TV technician for help.